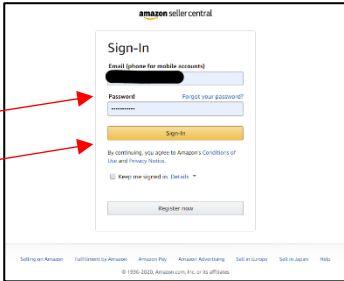
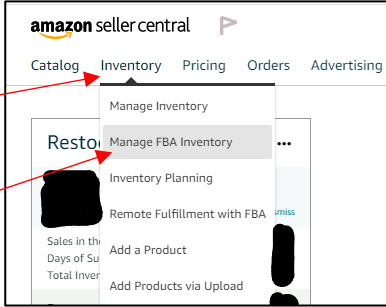
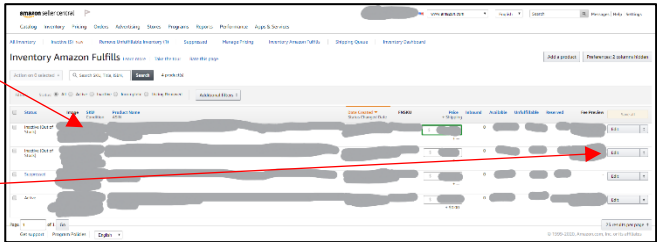
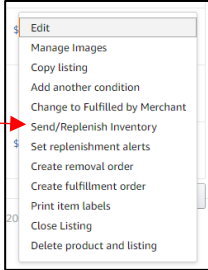
	<b>PROCEDURE</b>	
	CREATE NEW SHIPMENT FOR PRODUCT ABC	
<b>STATUS:</b> APPROVED	<b>APPROVED BY:</b> BEN HAIGH	<b>DATE APPROVED:</b> 16 FEBRUARY 2020 <b>DUE FOR REVIEW:</b> 16 FEBRUARY 2022

<b>Step 1</b>	<p>Sign-in to Seller Central</p> <p><a href="https://sellercentral.amazon.com/home">https://sellercentral.amazon.com/home</a></p> <p>Enter <b>Email</b> and <b>Password</b></p> <p>Click <b>Sign In</b></p>	
<b>Step 2</b>	<p>Click <b>Inventory</b></p> <p>Select <b>Manage FBA Inventory</b></p>	
<b>Step 3</b>	<p>Identify Product Line</p> <p>Click <b>Edit</b></p> <p>Select <b>Send/Replenish Inventory</b></p>	 

**Step 4**

Select Individual Products

Click Continue

**Step 5**

Enter Quantity

Click Continue

**Step 6**

Click Apply To All

Choose No Prep Needed

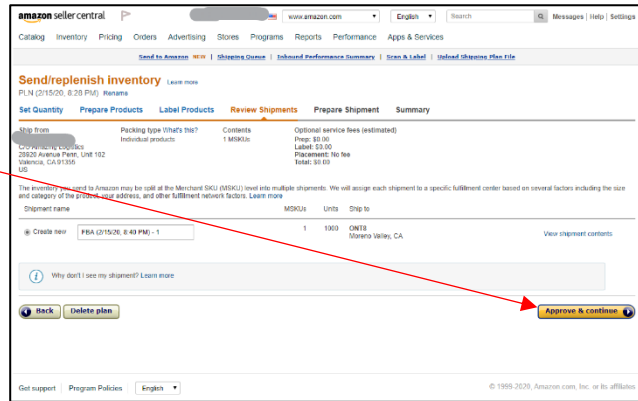
Click Choose

**Step 6**

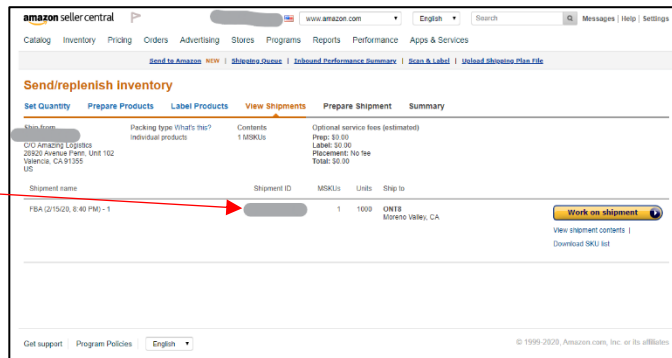
Click Continue

**Step 7**

Click Approve and Continue



Note Shipment Number



Send email to [info@amazinglogistics.com](mailto:info@amazinglogistics.com) as follows:

**Step 8**

Hi Sebastiano,

Can you please prepare and arrange shipping for:

Shipment ID: \_\_\_\_

Product Name: \_\_\_\_

FNSKU: \_\_\_\_

Quantity: \_\_\_\_

Thank you!

Ben Haigh  
Director, XYZ Importing Co